

# Digital Cookie®

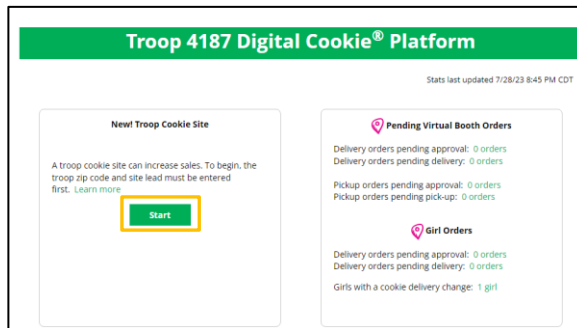
## Troop Virtual Booth Links

Your Troop Virtual Booth links will help your troop make sales online instead of, or in addition to, your regular in person cookie booths. When you set up your Troop Virtual Booth site, there may be two links you can use, depending on your council's settings. These links will let your troop reach new customers in your local community and beyond.

### Setting up your Troop Virtual Booth Site

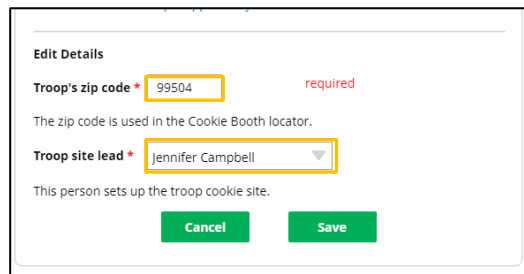
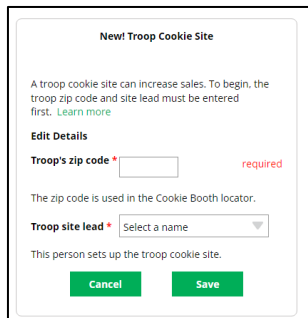
**Step 1:** The first time a leader or cookie volunteer for the troop logs in to their volunteer role in Digital Cookie, they will see a place to begin the process to have a troop virtual booth link.

To begin, click the “Start” button.



**Step 2:** You will be asked to enter a zip code for your troop. Enter one that is representative of the majority of the Girl Scouts in your troop

You will also select a name from the drop down of one of the volunteers from the troop to serve in the role of “Troop site lead”. The Troop site lead will be responsible for working with the Girl Scouts in the troop to set up the Troop site and approving orders.

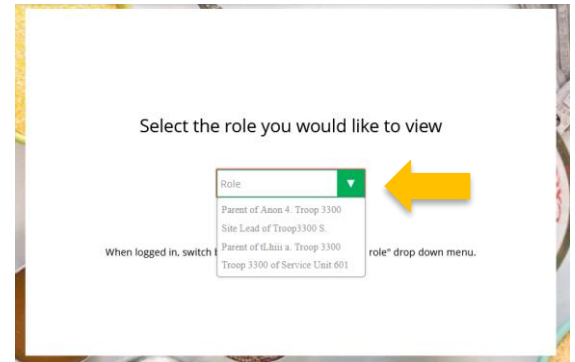
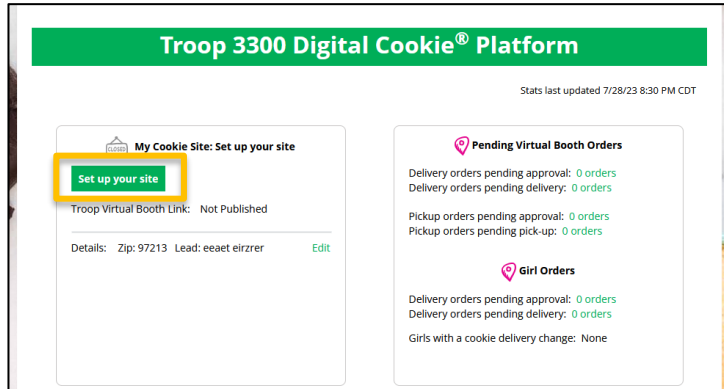


Once the first volunteer for the troop has made those selections, everyone will see the selections that have been made and can change them if needed.

# Digital Cookie®

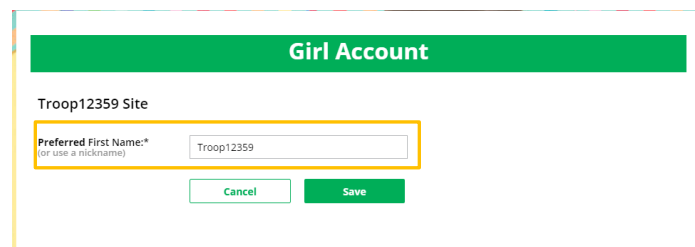
**Step 3:** If you assigned yourself to be the troop site lead, your dashboard will be updated with a Set up your site button. If you have assigned another troop cookie volunteer to be the troop site lead, the next time they log into Digital Cookie they will see the new role in their role selector drop down.

To begin setting up the troop site, click set up your site.



The site lead will then need to complete the registration process as if the troop were a new Girl Scout by possibly watching the safety video and accepting the terms & conditions and Girl Scout pledge, plus activating the account.

It is important to leave the Preferred First Name as it appears so it's clear this is your Troop Site. If there is an issue with the troop number, please contact your Council Customer Care to resolve before proceeding.



After that, the Troop Site Lead will use the “Site Setup” to work with the Girl Scouts in the troop to create their message and photo/video. It functions the same way as the Girl Scouts’ Site Setup. Be sure to see the “*Site Setup Girl Scout Under 13*” Tip Sheet for additional information.

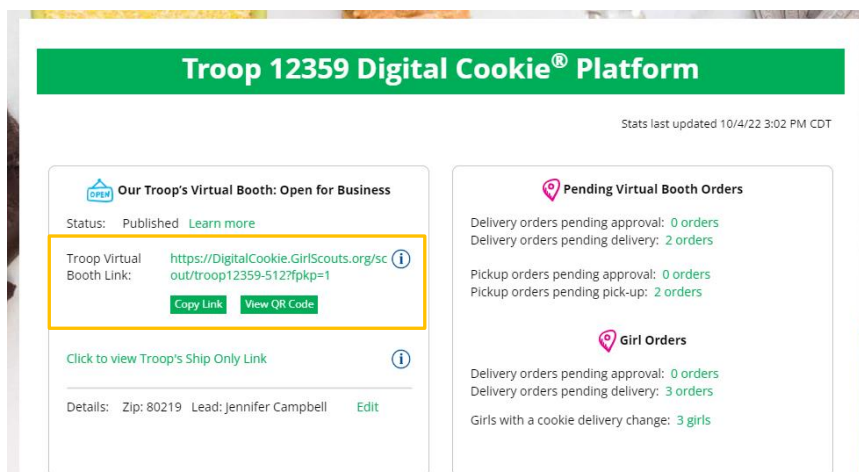
Once the site is published and the council’s sale is live, the troop will have two links to use if they wish for the cookie season.

# Digital Cookie®

## Troop Virtual Booth Link

From your Troop Dashboard, you may see two links available for your troop. If you only see one, your council has made a decision that the second link is not a good fit for the program at this time.

If you see both, the top link is your Troop Virtual Booth Link.



This link will function the same as any Girl Scout's link with Shipping, Donation, Delivery and In Hand (on the app) as options that customers can use when enabled by your Girl Scout Council. You can turn delivery off for the troop link the same way a caregiver can turn delivery off for their Girl Scout.

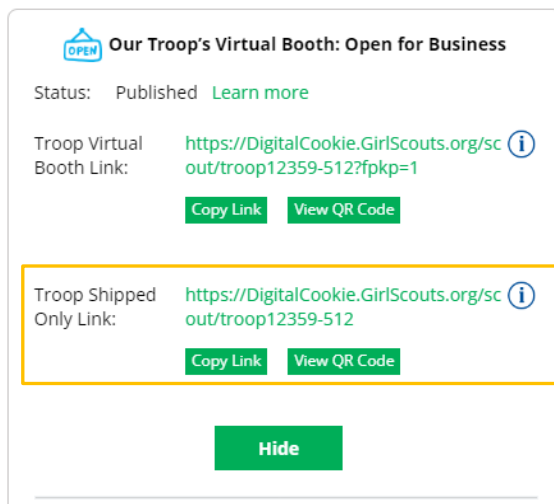
If pickup is an option in your council, this link will enable customers to select pickup orders as a delivery type. See the *Troop Pickup Orders* tip sheet for more information.

The Virtual Booth link is available to copy and share and even has a QR code that can be used on marketing materials. Your Girl Scout Council can provide ideas on how to best use your Troop's Virtual Booth Link.

# Digital Cookie®

## Troop Ship Only Link

The Troop Shipped Only link is available if you need a shipped/donated only link. You can find this beneath the Troop Cookie Link and if you click on it, you will see the full URL and QR code for this link.



This link will only allow customers to purchase Shipped and Donated orders. This link will be sent to the National Girl Scout Cookie Finder beginning National Girl Scout Cookie Weekend (check with your council for specific date).

Once your site is set up and published, there is nothing additional you will need to do in order to have your Troop Ship Only link appear to customers coming to the cookie finder to find a troop near them to purchase shipped cookies from.

All purchases on either of your links will appear in your troop records in your baker software. Your council team will share additional information about that with their training.