



# 2025 Cookie Program

Virtual MicroTraining  
February 4, 2025

girlscouts   
of northern illinois



**Welcome  
and Thank you!**





# AGENDA



1. Cookie Booths & Cupboard orders
  - a) Council Booth vs. Troop Booth
  - b) Sign-up or enter into eBudde
  - c) Placing a cupboard order
2. Cookie Cravers & Walk-about/Wagon Sales
  - a) Cookie Cravers
  - b) What are Walk-about?
3. Allocation of packages to Girl Scouts
  - a) For Digital Cookie girl delivery orders after IO
  - b) For cookie booths
  - c) For any additional packages sold
4. Troop Links
  - a) What are they?
  - b) How to set up?
  - c) Allocating packages to Girl Scouts
5. Questions



# Trainings and Resources

## Virtual MicroTrainings

All trainings will be held at 12-1 p.m. and 7-8 p.m.

### Tuesday, February 4

- Troop Links
- Cookie Booths
- Cookie Cravers
- Allocating Cookies

### Tuesday, February 25

- Girl Delivery orders after Initial Order
- Allocating Cookies
- End of season tasks

## Resources

GSNI website

- [www.girlscoutsni.org/cookieresources](http://www.girlscoutsni.org/cookieresources)

Rallyhood – Cookie Program, GSNI

- <https://rallyhood.com/157732>

Little Brownie Bakers

- [www.littlebrowniebakers.com](http://www.littlebrowniebakers.com)

Manuals

- Troop Cookie Manual
- eBudde Troop Manual
- Digital Cookie Manual

Emails sent to volunteers and parents.



# Cookie Booths

Use Booth Sales tab in eBudde for reserving Cookie Booths.

Two types of booth sites

- Troop Booths
  - Reserved by Troop
  - Can request approval in eBudde now.
- Council Booths
  - Unlimited total sites, max. 15 sites at same retailer

## Booth Sales

Cookie Calc.

[Sign up for a Council Booth](#)

[Add / Edit a Troop Booth](#)

## My Booth Sales

Choose the Sale that you wish to update and/or record sales.

[Email Signups](#)

[Find Free Slots](#)

**Jewel-Osco**  
Date: 02/25/23 Time: 9:00am 4:00pm  
800 N Main St,  
Elburn, IL, 60119

**Caputo's Fresh Market**  
Date: 03/04/23 Time: 9:00am 4:00pm  
622 S Randall Rd,  
South Elgin, IL, 60177





# Council Cookie Booths

- Click on Sign up for a Council Booth.
- Select a city then select the retailer to expand the booth dates/times. Click on the point icon to link to Google Maps to see location and/or directions for the sites at same retailer.
- Select the date and time desired. Anything in green has openings.
- Any special instructions or messages will be displayed in the yellow box below the name and address of the retail location.
- Click on the box next to the desired time and click Submit.
- If your troop is no longer going to use a site that is reserved, please remove the troop by following the same steps above, click on the troop number and click submit. The box next to the time should now be blank and another troop can sign up for the time.

Lake Zurich, IL	
GSNI Lake Zurich Resource Center 499 Ela Road Zip: 60047	Full
Walgreens 910 Rand Rd Zip: 60047	Full
	Fri Feb 24 2023 4:00pm - 7:00pm
	Sat Feb 25 2023 9:00am - 6:00pm
	Sun Feb 26 2023 9:00am - 6:00pm
	Fri Mar 03 2023 4:00pm - 7:00pm



# Council Cookie Booths

## Council Sales

Goodwill on 02/14  
@1430 E Algonquin Rd

Choose a time slot and then Submit.  
*To opt out click on that slot again and re-submit.*

You can select to receive an email if any slots open up.

Email me if slots open up.

Time	Troop
4:00pm	

Once you have selected an open (green) location and time slot you will click on the blank space and your troop number will show. Then click Submit to save.

If you are interested in being on the waiting list for a reserved/claimed location/time slot. Click on the Email me if slots open up.

If a troop cancels their booth, it will alert all troops that had this clicked.

## Council Sales

Walmart on 02/14  
@1100 S Randall Rd

This Booth Site is not available for more signups.

You can select to receive an email if any slots open up.

Email me if slots open up.

Time	Troop
5:00pm	Claimed

Time	Troop
5:00pm	Claimed



# Troop Cookie Booths

- Click on Add/Edit a Troop Booth, click on +Add
- All requests still pending will be listed on this page.
- Click +Add.
- Enter all the information. Required to have exact address of location and click Save.
- Your request will be listed as Pending until council approves or denies. You will receive an email when approved/denied.
- Council will generally approve within 2-3 business days.
- A booth will be denied if there is a conflict, its not an appropriate location or there is a safety concern. The reason for denial will be listed in the box.

**Add A Troop Sale**

Business

Address

Address2

City  State  Zip

Contact  Phone

Email

Date  Start Time  End Time

Approval

Reason for Approval/Denial





# Cookie Cupboard Orders & Transaction tab

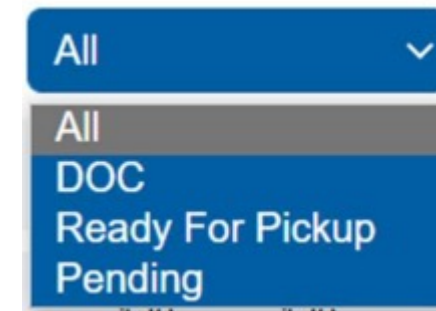
The transaction tab is a listing of all cookies ordered through a cupboard and DOC shipped orders. It is also where additional cookies can be ordered from a cupboard and where troop-to-troop transactions are entered. The tab will default to pending cupboard orders, but when All is selected more information is available.

## Transactions

Exp. Doc Orders  View Info +Add

All

Receipt	Type	Date	2nd Party	Pickup	Line	Advf	Lmup	Tre	D-S-D	Sam	Tags	Tmint	Smr	Toff	Total
GUI000	booth	01/29	C11	02/09	1	24	12	12	48	60	36	120	0	0	312
16 DOC shipped orders	normal	01/29	C100			13	12	7	13	20	16	21	7	5	114
Init. Del.		01/23	--			96	72	84	120	228	180	372	108	72	1332
On Hand						109	84	91	133	248	196	393	115	77	1446
Pending (Cupd Orders)						24	12	12	48	60	36	120	0	0	312
After Pending						133	96	103	181	308	232	513	115	77	1758



All

All

DOC

Ready For Pickup

Pending

Click the +Add button to place a cupboard order.



# Cookie Cupboard Orders & Transaction tab

After clicking the +Add button you will see this screen.

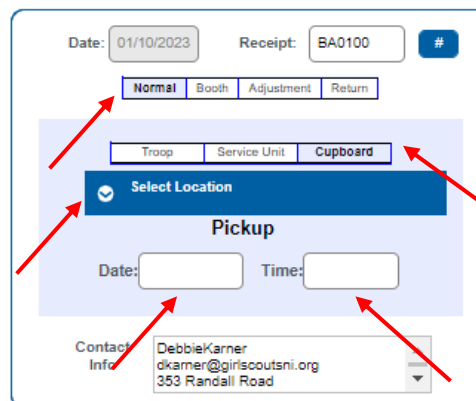
- Council Cupboards and some volunteer cupboards will require a specific date and time selection.
- A minimum of 12 packages must be ordered, but it can be mixed varieties.
- Encourage troops to place orders on Sunday or Monday to ensure inventory available.
- Cookies are paid for through the final bank sweep.

For a list of all cupboards, go to Rallyhood or Cookie Chats.

## Add Transaction

Cancel

### Time & Place



Date: 01/10/2023 Receipt: BA0100 #

Normal Booth Adjustment Return

Troop Service Unit Cupboard

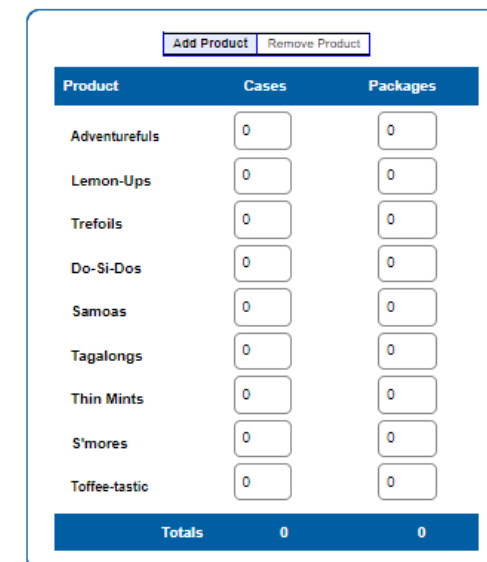
Select Location

Pickup

Date: Time:

Contact Info: DebbieKarnar  
dkarnar@girlscoutsni.org  
353 Randall Road

### Cookie Order



Add Product Remove Product

Product	Cases	Packages
Adventurefuls	0	0
Lemon-Ups	0	0
Trefoils	0	0
Do-Si-Dos	0	0
Samoas	0	0
Tagalongs	0	0
Thin Mints	0	0
S'mores	0	0
Toffee-tastic	0	0
Totals	0	0


Save




# Cookie Cravers

Cookie Cravers are a way for parents to pick up cookies from a council cupboard without the troop placing an order.

- Intended for orders already taken from customers.
- Only available at Council Cupboards and Lake Zurich Resource Center.
- Cookies are paid for at the time of pick up.
- Digital Cookie orders CANNOT be fulfilled through Cookie Cravers.
- Girl Scouts can earn the Goal Getter patch with 18 packages sold through Cookie Cravers.
- Council enters into eBudde so the Girl Scout and the troop receives credit.



## Cookie Craver Submission Form



- This order must be paid in full (once cupboard inventory is confirmed) before cookies will be issued. See below for pricing. When the council store is closed, exact amount of payment is required. Online orders cannot be submitted as part of this contest.
- Minimum 18 packages required to earn the Goal Getter patch. Only ONE patch per Girl Scout.
  - Goal Getter patch issued
- Submission Forms may be brought to any Resource Center Council Cupboard to receive cookies and enter the contest Thursday, February 8-Saturday, March 2, 2024, during regular cupboard hours ONLY.

**South Elgin, Rockford, and Oswego Resource Center Council Cupboards**  
 Thursdays 11 a.m.-7 p.m., Fridays 9 a.m.-5 p.m. and Saturdays 9 a.m.-12 noon

**Freeport Resource Center Council Cupboard**  
 Monday, Tuesday, Friday 9 a.m.-12:30 p.m. & 1-5 p.m., Wednesday 1-5 p.m.  
 Thursdays 11 a.m.-3 p.m. & 3:30-7 p.m., Saturday 9 a.m.-12 noon

**Lake Zurich Resource Center (ONLY available for Cookie Craver)**  
 Monday, Tuesday, Friday 9 a.m.-12:30 p.m. & 1-5 p.m., Wednesday 1-5 p.m.  
 Thursdays 11 a.m.-3 p.m. & 3:30-7 p.m., Saturday 9 a.m.-12 noon

Girl Scout Name \_\_\_\_\_ Troop Number \_\_\_\_\_ Date \_\_\_\_\_

Parent Name \_\_\_\_\_ Parent email \_\_\_\_\_

As inventory runs low at cupboards, all varieties of cookies are at risk for being unavailable.

Cookie Variety	Quantity Requested	Quantity Received (if adjusted)	Cost	TOTAL
Gift of Caring (donation)		N/A	\$5.00	
Adventurefuls			\$5.00	
Lemon-Ups			\$5.00	
Trefoils			\$5.00	
Do-Si-Dos			\$5.00	
Samoas			\$5.00	
Tagalongs			\$5.00	
Thin Mints			\$5.00	
S'mores (if available)			\$5.00	
Toffee-tastic (if available)			\$5.00	
<b>GRAND TOTAL</b>				

Cookie Received \_\_\_\_\_ Cupboard Mgr. Initials \_\_\_\_\_

Parent Signature \_\_\_\_\_

For Office Use Only:  
 Date entered in eBudde \_\_\_\_\_ eBudde Receipt Number \_\_\_\_\_



# Walk-abouts or Wagon Sales

No snow and sidewalks are clear...how about a Wagon Sale!

Wagon Sales are going door-to-door with cookies in-hand.

- Saves going back to houses to deliver cookies.
- Digital Cookie Mobile App can be used selecting the in-hand delivery option.

What is the number one reason a customer doesn't buy cookies?  
They were never asked!







# Using the Girl Orders tab

Following the submission of the initial order, all assignments to Girl Scouts for additional cookies sold will be entered on the Girl Orders tab. Payments received from Girl Scouts should also be entered here for efficient record keeping.

Show Inactive
 [Record a Booth Sale](#)

Below are your troop sales broken down by Girl.  
To view/edit a Girl's Transactions select the appropriate row.

Uses doc	Girl	GOC	Advf	LmUp	Tre	D-S-D	Sam	Tags	TMint	SMr	Toff	Total	Total Due	Paid	Bal. Due
✓	[Redacted]	0	0	0	0	1	2	4	4	1	0	12	\$60.00	\$90.00	-\$30.00
✓	[Redacted]	8	21	17	19	18	57	45	70	16	14	285	\$1425.00	\$1475.00	-\$50.00
✓	[Redacted]	0	0	0	0	0	0	0	0	0	0	0	\$0.00	\$20.00	-\$20.00
✓	[Redacted]	21	42	28	22	64	96	79	171	39	20	582	\$2910.00	\$2930.00	-\$20.00
✓	Troop Site	0	0	0	0	0	0	0	0	0	0	0	\$0.00	\$0.00	\$0.00
<b>Girl Totals</b>		29	83	45	41	83	155	128	245	58	34	879	\$ 4395.00	\$ 4515.00	\$ -120.00
Troop Order (Actual pkgs + GOC)		29	808	375	358	537	1133	924	1850	450	258	6520			
<b>Difference</b>		0	-543	-330	-317	-454	-978	-798	-1605	-384	-224	-5641			

Click on a Girl Scout's name/line for more details.





# Using the Girl Orders tab

Here are the details after clicking on a Girl Scout's name/line.

Cancel
+Order
+Pay
+DOC Payment

Switch to Girl: [Redacted]

All Orders

doc	Comment	Inv	Bth	GOC	Adv	LmUp	Tre	D-S-D	Sam	Tags	TMint	SMr	Toff	Total	Total Due	Paid	Bal. Due
✓	DOC DLVR 86858703			0	0	0	0	0	0	0	0	0	0	0	\$0.00	\$25.00	-\$25.00
✓	DOC DLVR 86941842			0	0	0	0	0	0	0	0	0	0	0	\$0.00	\$20.00	-\$20.00
	Init. Order *Locked*			1	37	23	16	20	28	42	72	23	11	273	\$1365.00	\$0.00	\$1365.00
✓	DOC DLVR 87512400			0	0	0	0	0	0	0	0	0	0	0	\$0.00	\$25.00	-\$25.00
✓	DOC DLVR 89700412			0	0	0	0	0	0	0	0	0	0	0	\$0.00	\$30.00	-\$30.00
✓	DOC DLVR 89962328			0	0	0	0	0	0	0	0	0	0	0	\$0.00	\$30.00	-\$30.00

See eBudde Troop Manual for more detailed instructions.



# Using the Girl Orders tab

Save

- Enter comment and cookie packages for the girl delivery order and click Save.
- DO NOT click any of the little boxes or enter the money.
- You will see the line added to the Girl Scout you just entered.
- If entering additional packages, use same process and click the INV little box. Only enter dollar amount in the paid box if you have received the money for these packages.

DOC #999999999  DOC  Inv  Booth

Product	Packages	Financials	
Gift of Caring \$ 6.00	<input type="text" value="0"/>	<b>Total Due</b>	\$ 48.00
Adventurefuls \$ 6.00	<input type="text" value="0"/>	<b>Paid</b>	<input type="text" value="0"/>
Lemon-Ups \$ 6.00	<input type="text" value="03"/>	<b>Bal. Due</b>	\$ 48.00
Trefoils \$ 6.00	<input type="text" value="04"/>		
Do-Si-Dos \$ 6.00	<input type="text" value="0"/>		
Samoas \$ 6.00	<input type="text" value="01"/>		
Tagalongs \$ 6.00	<input type="text" value="0"/>		
Thin Mints \$ 6.00	<input type="text" value="0"/>		
S'mores \$ 6.00	<input type="text" value="0"/>		
Toffee-tastic \$ 6.00	<input type="text" value="0"/>		
<b>Total</b>	<b>8</b>		

DOC #999999999		0	0	3	4	0	1	0	0	0	0	8	\$48.00	\$0.00	\$48.00
Additional Sales	✓	0	0	0	0	5	8	0	10	0	0	23	\$138.00	\$138.00	\$0.00
<b>Totals</b>		0	1	3	6	7	12	3	11	1	1	45	\$270.00	\$222.00	\$48.00



# Troop Links

Troop Link, Troop Site, Virtual Booth Link all the same thing! Most often the Troop Link is used at a Cookie Booth to take credit card payments from customers. It will also be available on Cookie Finder starting February 21 for customers searching by zip code to place a Digital Cookie shipped order.

### Troop Site Set-up

- Login to Digital Cookie as Troop Lead, click on the Start button.
- On the next screen, enter a zip code representing the troop location. Select the name of one of the troop volunteers to be the Troop Site Lead or essentially the “parent” for the Troop Site. Save.
- The assigned Troop Site Lead can now set up the site same as setting up a Girl Scout under 13 years old.
- Once the Troop Link is set up, two links will be available.
- Digital Cookie Tip Sheet and Video available on website with more instructions.

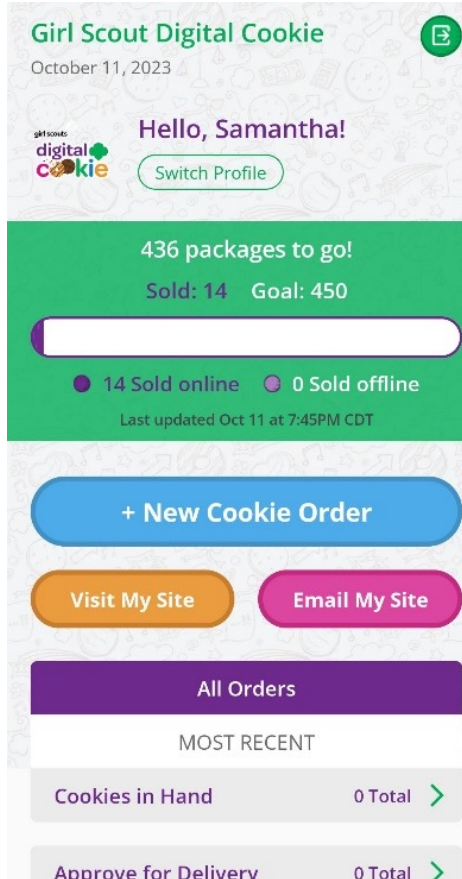
Select the role you would like to view



# Using Troop Link at a Cookie Booth

Use the Digital Cookie Mobile App

- All parents of Girl Scouts in the troop will have access to the Troop Link on the app so it can be used at multiple booths at the same time.
- ❖ Advantage of using Troop Link, sales are not assigned to one Girl Scout.
- ❖ These packages sold can be allocated to Girl Scouts attending the cookie booth later for credit towards rewards.



The screenshot shows the Girl Scout Digital Cookie mobile app interface. At the top, it displays "Girl Scout Digital Cookie" and the date "October 11, 2023". Below this, it says "Hello, Samantha!" and includes a "Switch Profile" button. A green progress bar indicates "436 packages to go!" with "Sold: 14" and "Goal: 450". A progress indicator shows "14 Sold online" and "0 Sold offline". The last update is "Oct 11 at 7:45PM CDT". There are three main buttons: "+ New Cookie Order" (blue), "Visit My Site" (orange), and "Email My Site" (pink). Below these is a section for "All Orders" with a "MOST RECENT" filter. The order list shows "Cookies in Hand" with "0 Total" and "Approve for Delivery" with "0 Total", both with right-pointing arrows.



# Distributing packages from Troop Link

After each cookie booth and/or before submitting final rewards, go to the Girl Orders tab in eBudde and click on the Troop Site “Girl Scout”. If there are orders, it will look similar to below.

**Troop Site**

Cancel +DOC Payment +Distribution

Switch to Girl: Troop Site

DOC	Comment	Inv	Bth	C_GOC	Rasp	Advf	LmUp	Tre	D-S-D	Sam	Tags	TMint	SMr	Toff	T_GOC	Total	Total Due	Paid	Bal. Due
✓	2 Shipped Orders		✓	0	2	0	0	0	0	2	0	2	2	0	0	8	\$40.00	\$40.00	\$0.00
✓	1 Delivered Order		✓	0	0	0	0	0	0	0	0	0	0	0	0	0	\$20.00	\$20.00	\$0.00
<b>Totals</b>				0	2	0	0	0	0	2	0	2	2	0	0	8	\$60.00	\$60.00	\$0.00

In this example, there are 2 shipped orders and 1 girl delivered order. The +DOC Payment and +Distribution features will be used to distribute these packages to Girl Scouts.

- The +Distribution button will only be visible if there are orders that needs to be distributed.
- Orders can be distributed or edited multiple times throughout the season or all at once at the end.



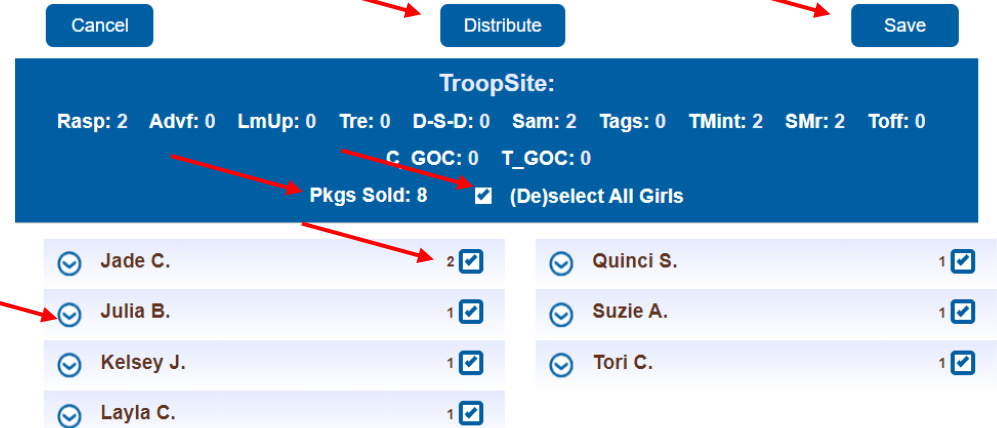


# Distributing packages from Troop Link

To distribute the shipped orders, click on the +Distribute button.

- The total packages is listed as 8.
- The next steps are similar to Record a Booth Sale steps.
  - Click a check mark on the box to the right of a Girl Scout's name if including that Girl Scout in the package distribution.
  - Use (De)select All Girls if, want to select or deselect all Girl Scouts at one time.
  - Use the Distribute button to have eBudde™ distribute or click on the down arrow to the left of each Girl Scouts name to manually distribute the packages.
  - When completed click on Save.

## TroopSite Distribute



Cancel Distribute Save

TroopSite:  
Rasp: 2 Advf: 0 LmUp: 0 Tre: 0 D-S-D: 0 Sam: 2 Tags: 0 TMint: 2 SMr: 2 Toff: 0  
C\_GOC: 0 T\_GOC: 0  
Pkgs Sold: 8  (De)select All Girls

<input type="checkbox"/> Jade C.	2 <input checked="" type="checkbox"/>	<input type="checkbox"/> Quinci S.	1 <input checked="" type="checkbox"/>
<input type="checkbox"/> Julia B.	1 <input checked="" type="checkbox"/>	<input type="checkbox"/> Suzie A.	1 <input checked="" type="checkbox"/>
<input type="checkbox"/> Kelsey J.	1 <input checked="" type="checkbox"/>	<input type="checkbox"/> Tori C.	1 <input checked="" type="checkbox"/>
<input type="checkbox"/> Layla C.	1 <input checked="" type="checkbox"/>		

# Distributing packages from Troop Link

Next, the payment for the girl delivered order must be balanced.

**Booth Sale Recorder**

Cancel Go to Distribute

Becky's Pizza Parlour: 2022-08-16 10:00am

Product	Packages	Program	Packages
Adventurefuls \$ 5.00	8	Gift of Caring \$ 5.00	0
Lemon-Ups \$ 5.00	8	Troop GOC \$ 5.00	0
Trefoils \$ 5.00	8	<b>Total</b>	<b>72</b>
Do-Si-Dos \$ 5.00	8	<b>Received</b>	<b>\$360.00</b>
Samoas \$ 5.00	8	<b>TroopSite</b>	<b>Amount</b>
Tagalongs \$ 5.00	8	Digital Cookie Payment (+DOC Payment)	20
Thin Mints \$ 5.00	8		
S'mores \$ 5.00	8		
Toffee-tastic \$ 5.00	8		
<b>Total</b>	<b>72</b>		

**Troop Site**

Cancel +DOC Payment +Distribution

Switch to Girl: Troop Site

DOC	Comments	Inv	Bth	C_GOC	Rasp	Advf	LmUp	Tre	D-S-Do	Sam	Tags	TMint	SMr	Toff	T_GOC	Total	Total Due	Paid	Bal. Due
✓	2 Shipped Orders	✓		0	2	0	0	0	0	2	0	2	2	0	0	8	\$40.00	\$40.00	\$0.00
✓	1 Delivered Order	✓		0	0	0	0	0	0	0	0	0	0	0	0	0	\$20.00	\$20.00	\$0.00
<b>Totals</b>				0	2	0	0	0	0	2	0	2	2	0	0	8	\$60.00	\$60.00	\$0.00

Click on the +DOC Payment drop down menu and select Booth Site to post to a specific Booth Sale. This will bring you to the Booth Sale screen. Click on Record Sale on the Cookie Booth the orders were sold.

- Enter \$20 in the box labeled Digital Cookie Payment.
- Click on Go to Distribute blue button
- Distribute all packages sold at the cookie booth as appropriate and click Save.
- eBudde will create a payment record on the Troop Site on the Girl Orders tab.
- When all orders are distributed from the Troop Site, all \$amounts on the totals line will be zero.

# Distributing packages from Troop Link

- ❖ The red box shows how the recorded orders look.
- ❖ As additional orders are received through the Troop Site, they will add to the total number of Shipped or Delivered orders. In the screen shot below, one additional shipped order and one additional delivered order has been received and the +Distribute button is available.

Troop Site

Cancel +DOC Payment ▾ +Distribution




Switch to Girl: Troop Site ▾

DOC	Comments	Inv	Bth	C_GOC	Rasp	Advf	LmUp	Tre	D-S-D	Sam	Tags	TMint	SMr	Toff	T_GOC	Total	Total Due	Paid	Bal. Due
✓	3 Shipped Orders	✓		0	2	0	0	0	1	2	0	2	2	0	0	9	\$45.00	\$45.00	\$0.00
✓	2 Delivered Orders	✓		0	0	0	0	0	0	0	0	0	0	0	0	0	\$30.00	\$30.00	\$0.00
✓	VBth Dist 2 Ordrs	✓		0	-2	0	0	0	0	-2	0	-2	-2	0	0	-8	-\$40.00	-\$40.00	\$0.00
✓	Pymts: Becky's Pizza Parlour, 08/16 @ 10:00am	✓		0	0	0	0	0	0	0	0	0	0	0	0	0	-\$20.00	-\$20.00	\$0.00
Totals				0	0	0	0	0	1	0	0	0	0	0	0	1	\$15.00	\$15.00	\$0.00

Use the eBudde Troop Manual to review these procedures again.



# Other Important Dates and Deadlines

Thursday	6	<ul style="list-style-type: none"> <li>• Cookie Cupboards open. See cupboard list for specific times and locations.</li> <li>• Cookie Craver forms accepted at Council Cookie Cupboards ONLY during cupboard hours.</li> <li>• Walk-about with cookies in-hand begins.</li> </ul>	
Friday	7	Troop Booths begin. Booths reserved by troop and entered in eBudde™ for approval.	
Friday	14	All Cookie Booths including Council Booths and Troop Booths.	
Saturday	15	Recommended deadline for depositing 50% of paper order card money into troop account.	
Wednesday	19	First Bank Sweep of troop accounts, 50% of initial order. See page 9.	
Friday	21	Digital Cookie Troop Links available on Cookie Finder.	
Friday-Sunday	21-23	National Girl Scout Cookie Weekend	
Tuesday	25	Virtual <u>MicroTraining</u> @ 12-1 p.m. OR 7-8 p.m. <b>TOPICS: Entering Girl Delivery orders, allocating cookies to Girl Scouts, and other end of season tasks.</b> Training link at <a href="http://www.girlscoutsni.org/cookieresources">www.girlscoutsni.org/cookieresources</a> or Rallyhood.	



# Questions?







# GSNI Product Program Team & Vendor Contacts

**Anna Jarrett**, Product Program Manager  
home base Oswego  
[ajarrett@girlscoutsni.org](mailto:ajarrett@girlscoutsni.org)

**Debbie Karner**, Senior Product Program Manager  
home base South Elgin  
[dkarner@girlscoutsni.org](mailto:dkarner@girlscoutsni.org)

**Michele Doonan**, Product Program Manager  
home base Rockford  
[mdoonan@girlscoutsni.org](mailto:mdoonan@girlscoutsni.org)

**Samantha LeHew**, Product Program Manager  
home base Oswego  
[slehew@girlscoutsni.org](mailto:slehew@girlscoutsni.org)

**Nicole Murphy**, Director of Revenue  
[nmurphy@girlscoutsni.org](mailto:nmurphy@girlscoutsni.org)

**GSNI Product Program Team**  
[cookies4you@girlscoutsni.org](mailto:cookies4you@girlscoutsni.org)  
Cookie Hotline 847-214-9295  
(during regular business hours)

**GSNI Customer Care**  
(for membership, finance-related or general questions)  
[customercare@girlscoutsni.org](mailto:customercare@girlscoutsni.org)  
844-476-4463  
(during regular business hours)

**Little Brownie Baker Customer Service**  
(for cookie quality concerns)  
800-962-1718

**Digital Cookie**  
Technical Support & Customer Order Support  
<https://digitalcookie.girlscouts.org/help/customer>



Thank you!



EMBRACE POSSIBILITY

and have an amazing  
2025 Cookie Program!