

How to Draw an Emperor Penguin

Follow the step-by-step instructions to draw your penguin. Each new step is in red.

Step 1:
Draw the eye.




Step 2:
Draw the beak.



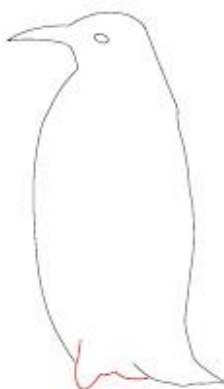
Step 3:
Draw the head.



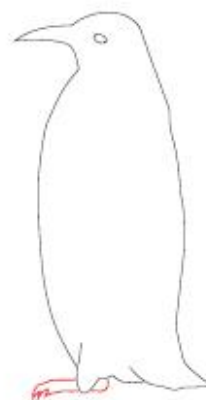
Step 4:
Draw the body and tail.



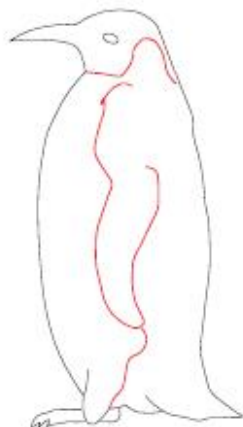
Step 5:
Draw one side view of foot.



Step 6:
Draw the other foot.



Step 6:
Draw the final details
to outline the black
and white of the
penguin and the fin.



Step 7:
Color your penguin in!

