

# Epic Paper Doll Chain

Girl Scout Cookie™ Activity

Page 1 of 1

Recommended Girl Scouts® grade level: Daisy, Brownie, Junior, Cadette, Senior, Ambassador

Skills girls build with this activity:  People Skills



## The strength of sisters.

Make a super-long doll chain that celebrates the strength of sisterhood. Girls write down their strongest skills on paper dolls and tape them together to create a giant chain. They will learn that they all have individual strengths, but when they work together, they can do so much more!

## Supplies:

- Printed epic paper doll chain templates
- Pens or markers
- Colored pencils or crayons
- Tape
- Scissors

## Steps

- 1 Print out epic paper doll chain templates on 8.5"x11" printer paper. Have each girl cut out a paper doll, write in their name and strength and color.
- 2 Show the girls that they are stronger as a team. Tape all of the dolls together in one, epic doll chain.




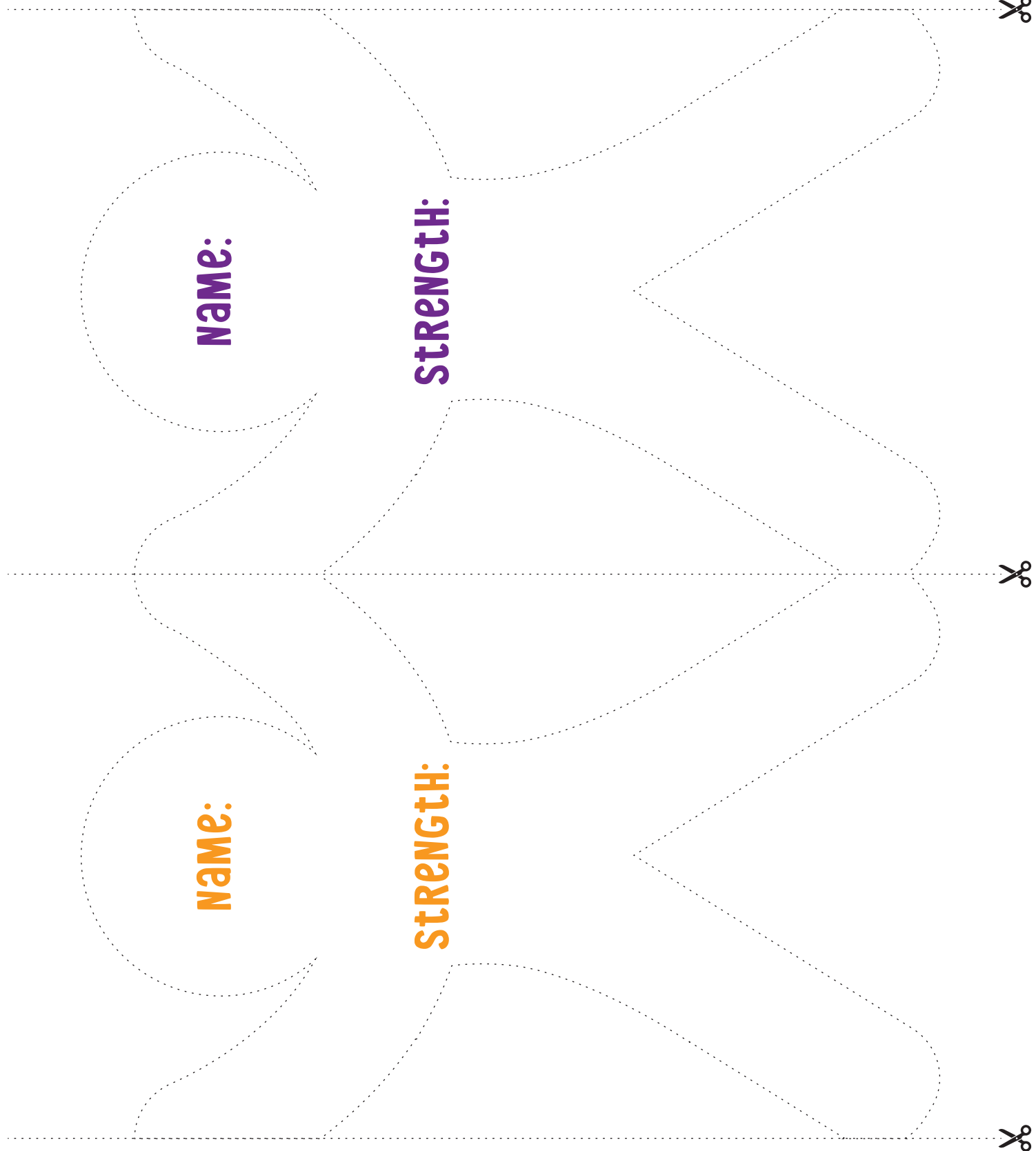
The GIRL SCOUTS® name and mark, and all associated trademarks and logotypes, are owned by Girl Scouts of the USA. The LITTLE BROWNIE BAKERS® name and mark, and all associated trademarks are owned by Ferequity Inc., an affiliate of Ferrero Int'l, S.A. ®, ™ & © 2020 Ferequity Inc. WGT\_072420

girl scouts  
cookie program


Little Brownie  
BAKERS

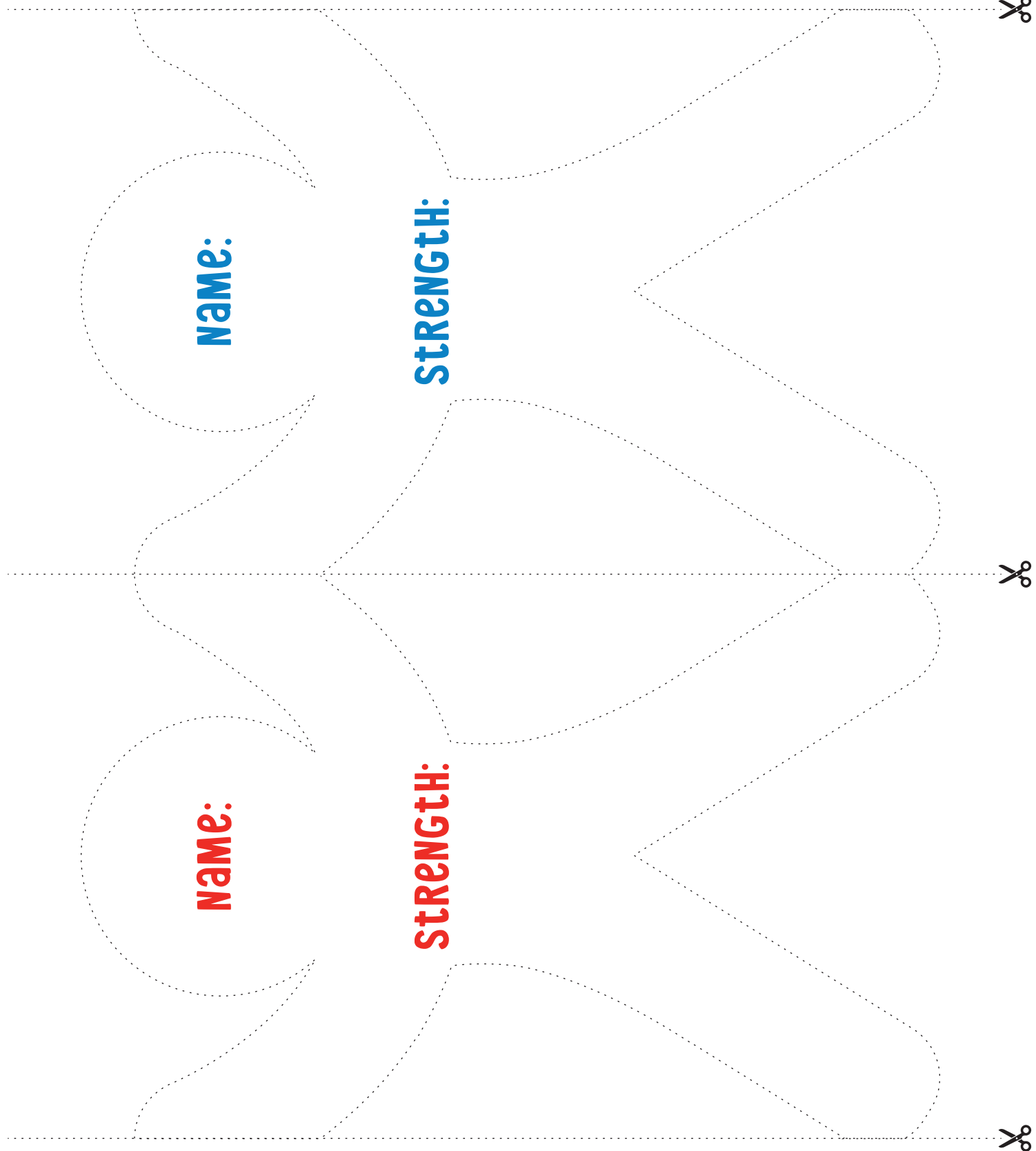
# Epic Paper Doll Chain Template

KEY	
	= cut here




# Epic Paper Doll Chain Template

KEY	
	= cut here



# Epic Paper Doll Chain Template

KEY	
	= cut here

